


# Technical data



# Technical data

2

## Content

	Page
<b>narrowSKY / blueSKY / SKY classic</b>	
SKY implants	3
Prosthetic	4
<b>copaSKY</b>	
Implants	16
Prosthetic	17
<b>miniSKY</b>	
Implants	25
Prosthetic	26
<b>whiteSKY</b>	
Implants	29
Prosthetic	29
<b>Screw</b>	30
<b>Torque</b>	31
<b>Drill</b>	32
<b>Depth stop</b>	33
<b>Drill guided</b>	34

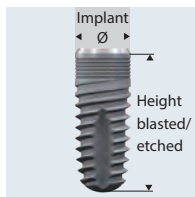
### Important:



Please observe the specified torques

- Excessive torque can lead to fracture of the screw or instruments
- Too low a torque is a common cause of screw loosening, because no sufficient preload is created

## SKY Implants



### narrowSKY



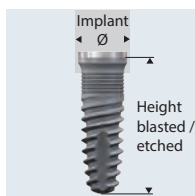
### blueSKY



### SKY classic



Description	narrowSKY 3.5 N	blueSKY 4.0	blueSKY 4.5	blueSKY 5.5	SKY classic 4.0	SKY classic 4.5
REF 8 mm	nSKY3508	bSKY4008	bSKY4508	bSKY5508	kSKY4008	kSKY4508
10 mm	nSKY3510	bSKY4010	bSKY4510	bSKY5510	kSKY4010	kSKY4510
12 mm	nSKY3512	bSKY4012	bSKY4512	bSKY5512	kSKY4012	kSKY4512
14 mm	nSKY3514	bSKY4014	bSKY4514	-	kSKY4014	kSKY4514
16 mm	nSKY3516	bSKY4016	-	-	kSKY4016	-
Piece	1	1	1	1	1	1
Including a cover screw	✓	✓	✓	✓	✓	✓
Shoulder Ø / mm	3.6	4.1	4.1	4.7	4.1	4.1
Implant Ø / mm	3.6	4.1	4.6	5.2	4.1	4.6
Machined height / mm	0.5	0.5	0.5	0.43	1.5	1.5
Height blasted/etched / mm						
8 mm	7.2	7.2	7.2	7.2	6.0	6.0
10 mm	9.2	9.2	9.2	9.2	8.0	8.0
12 mm	11.2	11.2	11.2	11.2	10.0	10.0
14 mm	13.2	13.2	13.2	-	12.0	12.0
16 mm	15.2	15.2	-	-	14.0	-
Max. Thread depth / mm	0.45	0.45	0.45	0.45	0.45	0.45



### 3.5 regular platform

#### blueSKY



#### SKY classic



Description	blueSKY 3.5	SKY classic 3.5
REF 10 mm	bSKY3510	kSKY3510
12 mm	bSKY3512	kSKY3512
14 mm	bSKY3514	kSKY3514
16 mm	bSKY3516	kSKY3516
Piece	1	1
Including a cover screw	✓	✓
Shoulder Ø / mm	4.1	4.1
Implant Ø / mm	3.6	3.6
Machined height / mm	0.5	1.05
Height etched / mm	0.3	0.95
Height blasted/etched / mm		
10 mm	9.2	8.0
12 mm	11.2	10.0
14 mm	13.2	12.0
16 mm	15.2	14.0
Max. Thread depth / mm	0.45	0.45

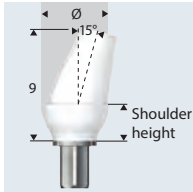
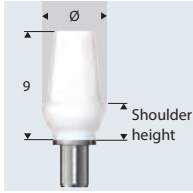
Element	Titanium Grade
	% max.
N	0,05
C	0,08
H	0,0125
Fe	0,50
O	0,40
T	Rest
Bending load	min. 800 MPa

# Technical data

4

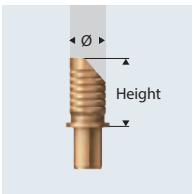
## SKY Prosthetic

### BioHPP SKY elegance abutments



REF	SKYEE00	SKYEE15	SKYEEM00	SKYEEM15	SKYEEL00
Description	BioHPP SKY elegance S abutment 0°	BioHPP SKY elegance S abutment 15°	BioHPP SKY elegance M abutment 0°	BioHPP SKY elegance M abutment 15°	BioHPP SKY elegance L abutment 0°
Angulation	1	1	1	1	1
Shoulder Ø / mm	0°	15°	0°	15°	0°
Shoulder height / mm	4.5	4.5	5.5	5.5	7.0
Height / mm	3.4	3.4	3.4	3.4	3.4
Body material	9.0	9.0	9.0	9.0	9.0
Base material	BioHPP	BioHPP	BioHPP	BioHPP	BioHPP
2.2 screw	Grade 4 KV titanium	Grade 4 KV titanium	Grade 4 KV titanium	Grade 4 KV titanium	Grade 4 KV titanium
SKY prosthetic key	incl.	incl.	incl.	incl.	incl.
Torque/Ncm	✓	✓	✓	✓	✓
Platform	25	25	25	25	25
narrowSKY	narrow	narrow	narrow	narrow	narrow
blueSKY / SKY classic	✓	✓	-	-	-
blueSKY / SKY classic	✓	✓	✓	✓	✓
Finevo	✓	✓	✓	✓	✓
Autoclave 134 °C	✓	✓	✓	✓	✓

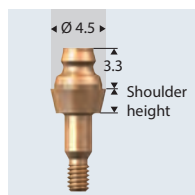
### BioHPP SKY elegance titanium base / SKY prefab Titan



REF	SKYETB00	SKYETBML	SKYEPFST
Description	BioHPP SKY elegance titanium base	BioHPP SKY elegance titanium base ML	SKY prefab titanium set
Piece	1	1	1
Indication	Front tooth area	Range of teeth	-
Angulation	0°	0°	0°
Ø / mm	3.1	3.5	12.0
Height / mm	5.8	5.8	16
Material	Grade 4 KV titanium	Grade 4 KV titanium	Grade 4 KV titanium
Screw 2.2	incl.	incl.	incl.
			Original packaging
SKY prosthetic key	✓	✓	✓
Torque / Ncm	25	25	25
Platform	narrow	narrow	narrow
narrowSKY	✓	✓	✓
blueSKY / SKY classic	✓	✓	✓
	-	-	Sirona® standard
Finevo	✓	✓	✓
Autoclave 134 °C	✓	✓	✓

 Observe required torque

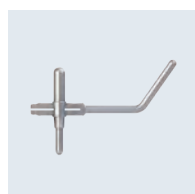
## SKY Prosthetic



### SKY uni.cone abutments



REF	SKYUC001	SKYUC002	SKYUC003	SKYUC254	SKYUC255	SKYUC354	SKYUC355
Description	SKY uni.cone Abutment 0°	SKY uni.cone Abutment 0°	SKY uni.cone Abutment 0°	SKY uni.cone Abutment 25°	SKY uni.cone Abutment 25°	SKY uni.cone Abutment 35°	SKY uni.cone Abutment 35°
Shoulder height / mm	1.0	2.0	3.0	3.7	4.8	4.2	5.1
Piece	1	1	1	1	1	1	1
Gingiva height / mm	1.0	2.0	3.0	2	3	1.5	2.3
Angulation	0°	0°	0°	25°	25°	35°	35°
Abutment height / mm	3.3	3.3	3.3	3.3	3.3	3.3	3.3
Shoulder Ø / mm	4.5	4.5	4.5	4.5	4.5	4.5	4.5
Material	Grade 4 KV titanium	Grade 4 KV titanium	Grade 4 KV titanium	Grade 4 KV titanium	Grade 4 KV titanium	Grade 4 KV titanium	Grade 4 KV titanium
Insertion aid	-	-	-	✓	✓	✓	✓
2.2 screw	-	-	-	✓	✓	✓	✓
SKY prosthetic key	✓	✓	✓	✓	✓	✓	✓
Torque/Ncm	25	25	25	25	25	25	25
Platform	narrow	narrow	narrow	narrow	narrow	narrow	narrow
narrowSKY	✓	✓	✓	✓	✓	✓	✓
blueSKY / SKY classic	✓	✓	✓	✓	✓	✓	✓
Autoclave 134 °C	✓	✓	✓	✓	✓	✓	✓



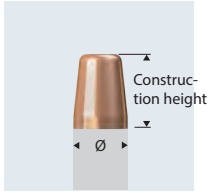
### Angulation aid



REF	SKYFFS35
Description	SKY fast & fixed Angulation aid set 35°
Piece	1
Material	stainless steel
Autoclave 134 °C	✓

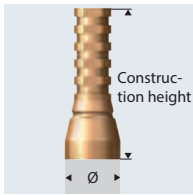
## SKY Prosthetic

### SKY uni.cone accessories



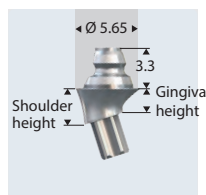
REF	SKYUCGF2	SKYUCAGK	SKYUCAOL	SKYUCSNP	SKYUSCIE	SKYUCREG
Description	SKY uni.cone Gingiva former	SKY uni.cone impression short closed	SKY uni.cone impression coping open	SKY uni.cone snap coping	SKY uni.cone scan coping intraoral / extraoral	SKY uni.cone bite registration
Piece	1	1	1	10	1	10
Construction height / mm	6.1	6.1	17.5	8	12.4	4.1
Angulation	0°	0°	0°	0°	0°	0°
Shoulder Ø / mm	4.5	4.5	4.5	4.5	4.5	4.5
Material	Grade 4 KV titanium	Grade 4 KV titanium	Grade 4 KV titanium	POM	PEEK	POM
Screw	incl.	incl.	incl.	-	incl.	-
SKY prosthetic key	✓	✓	✓	-	✓	-
Autoclave 134 °C	✓	✓	✓	-	✓	-
Thermal disinfectant 90 °C	-	-	-	✓	-	✓

### SKY uni.cone Prosthetic caps / Laboratory analogs



REF	SKYUCPKT	SKYUCPKK	SKYUCPKC	SKYUCPKS	SKYUCTLA	SKYDUCLA
Description	SKY uni.cone Prosthetic cap titanium	SKY uni.cone Prosthetic cap plastic	SKY uni.cone Prosthetic cap CAD/CAM	SKY uni.cone Prosthetic cap transversal	SKY uni.cone laboratory analogue	SKY uni.cone laboratory analogue 3D print
Piece	1	1	1	1	1	1
Construction height / mm	12.4	12.4	12.4	5.1	14	10.5
Angulation	0°	0°	0°	0°	0°	0°
Shoulder Ø / mm	4.5	4.5	4.5	4.5	4.5	4.5
Silicone tubing	incl.	-	-	-	-	-
Modelling cap	-	-	-	incl.	-	-
Material	Grade 4 KV titanium	PMMA	Grade 4 KV titanium	Grade 4 KV titanium	Grade 4 KV titanium	Grade 4 KV titanium
Sleeve material	-	-	-	PS	-	-
Locking pin	incl.	-	incl.	-	-	-
Screw	incl.	incl.	incl.	incl.	Laboratory screw	Laboratory screw Fixation screw
SKY prosthetic key	✓	✓	✓	-	-	-
Inbus 0.9	-	-	-	✓	-	-
Torque / Ncm	18	18	18	18	10	10
Finevo	✓	✓	✓	✓	-	-
Autoclave 134 °C	✓	-	✓	✓	-	-

## SKY Prosthetic



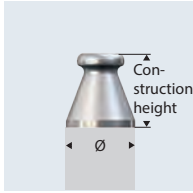
### SKY fast & fixed abutments



REF	SKYFn001	SKYFn002	SKYFn004	SKYFn173	SKYFn175	SKYFn354	SKYFn355
Description	SKY fast & fixed abutment NP 0°	SKY fast & fixed abutment NP 0°	SKY fast & fixed abutment NP 0°	SKY fast & fixed abutment NP 17.5°	SKY fast & fixed abutment NP 17.5°	SKY fast & fixed abutment NP 35°	SKY fast & fixed abutment NP 35°
Shoulder height / mm	1.0	2.0	4.0	3.23	4.82	3.12	3.94
Piece	1	1	1	1 Set	1 Set	1 Set	1 Set
Gingiva height / mm	1.0	2.0	4.0	2.15	3.74	1.06	1.88
Angulation	0°	0°	0°	17.5°	17.5°	35°	35°
Construction height / mm	3.6	3.6	3.6	3.6	3.6	3.6	3.6
Shoulder Ø / mm	5.65	5.65	5.65	5.65	5.65	5.65	5.65
Material	Grade 4 KV titanium	Grade 4 KV titanium	Grade 4 KV titanium	Grade 4 KV titanium	Grade 4 KV titanium	Grade 4 KV titanium	Grade 4 KV titanium
Insertion aid	-	-	-	✓	✓	✓	✓
2.2 screw	-	-	-	incl.	incl.	incl.	incl.
SKY prosthetic key	✓	✓	✓	✓	✓	✓	✓
Torque / Ncm	25	25	25	25	25	25	25
Platform	narrow	narrow	narrow	narrow	narrow	narrow	narrow
narrowSKY	✓	✓	✓	✓	✓	✓	✓
blueSKY / SKY classic	✓	✓	✓	✓	✓	✓	✓
Autoclave 134 °C	✓	✓	✓	✓	✓	✓	✓


## SKY Prosthetic

### SKY fast & fixed accessories



REF	SKYFFGF2	SKYFFAGK	SKYFFAOL	SKYFTSNP	SKYFSCIE	SKYFFREG
Description	SKY fast & fixed Gingiva former	SKY fast & fixed impression short closed	SKY fast & fixed impression coping open	SKY fast & fixed snap coping	SKY fast & fixed scan coping intraoral / extraoral	SKY fast & fixed bite registration
Piece	1	1	1	10	1	10
Construction height / mm	6.1	6.1	17.5	8	12.4	4.1
Angulation	0°	0°	0°	0°	0°	0°
Shoulder Ø / mm	5.65	5.65	5.65	5.65	5.65	5.65
Material	Grade 4 KV titanium	Grade 4 KV titanium	Grade 4 KV titanium	POM	PEEK	POM
Screw	incl.	incl.	incl.	-	incl.	-
SKY prosthetic key	✓	✓	✓	-	✓	-
Autoclave 134 °C	✓	✓	✓	-	✓	-
Thermal disinfectant 90 °C	-	-	-	✓	-	✓

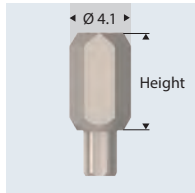
### SKY fast & fixed Prosthetic caps / Laboratory analogs



REF	SKYFFPKT	SKYFFPKK	SKYFFPKC	SKYFFPKH	SKYFTPKS	SKYFFTLA	SKYDFFLA
Description	SKY fast & fixed Prosthetic cap titanium	SKY fast & fixed Prosthetic cap plastic	SKY fast & fixed Prosthetic cap CAD/CAM	SKY fast & fixed Prosthetic cap cast-on	SKY fast & fixed Prosthetic cap transversal	SKY fast & fixed laboratory analogue	SKY fast & fixed laboratory analogue 3D print
Piece	1	1	1	1	1	1	1
Construction height / mm	12.4	12.4	12.4	12.8	6.1	14	10.5
Angulation	0°	0°	0°	0°	0°	0°	0°
Shoulder Ø / mm	5.65	5.65	5.65	5.65	5.65	5.65	5.65
Modelling cap	-	-	-	incl.	incl.	-	-
Material	Grade 4 KV titanium	PMMA	Grade 4 KV titanium	Pt 90%, Ir 10 %	Grade 4 KV titanium	stainless steel	Grade 4 KV titanium
Melting range	-	-	-	1770 - 1800 °C	-	-	-
CTE	-	-	-	9 10 <sup>-6</sup> K <sup>-1</sup>	-	-	-
Weight	-	-	-	0.59 g	-	-	-
Sleeve material	-	-	-	PMMA	PS	-	-
Screw	incl.	incl.	incl.	incl.	incl.	Laboratory screw	Laboratory screw Fixation screw
SKY prosthetic key	✓	✓	✓	✓	✓	✓	✓
Inbus 0.9	-	-	-	-	✓	-	-
Torque / Ncm	18	18	18	18	18	10	10
Finevo	✓	✓	✓	✓	✓	-	-
Autoclave 134 °C	✓	-	✓	✓	✓	-	-



## SKY Prosthetic



### SKY uni.fit scanbody / Implant analogue

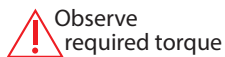


REF	SKYUSCAE	SKYUSCAI	SKYDIA40
Description	SKY uni.fit scan abutment extraoral	SKY uni.fit scan abutment intraoral	SKY implant analogue 3D print
Piece	1	1	1
Angulation	0°	0°	0°
Shoulder Ø / mm	5.8	4.1	4.0
Height / mm	13.5	7.5	8.5
Material	PEEK	PEEK	Grade 4 KV titanium
2.2 screw	incl.	incl.	Laboratory screw Fixation screw
SKY prosthetic key	✓	✓	✓
Torque / Ncm	10	10	10
Platform	narrow	narrow	regular
narrowSKY	✓	✓	✓
blueSKY / SKY classic	✓	✓	✓
CAD library for: (www.bredent-medical.com)	exoCAD 3shap Dental Wings	exoCAD 3shap Dental Wings	-
Autoclave 134 °C	✓	✓	-

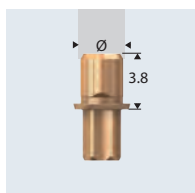
### Conventional, individual solution



REF	SKYnPV00
Description	SKY abutment NP cast-on
Piece	1
Angulation	0°
Shoulder Ø / mm	4.5
Shoulder height / mm	3.5
Sleeve height / mm	9.5
Sleeve material	PMMA
Basis height	2.7
Base material	(Au 60 %, Pd 20 %, Pt 19 %, Ir 1 %)
Melting range	1400 - 1490 °C
CTE	11.9 - 12.2 10 <sup>-6</sup> K <sup>-1</sup>
Weight	0.63 g
2.2 screw	incl.
SKY prosthetic key	✓
Torque / Ncm	25
Platform	narrow
narrowSKY	✓
blueSKY / SKY classic	✓
Finevo	✓
Autoclave 134 °C	✓



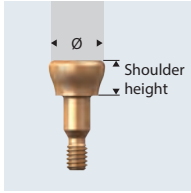
### SKY uni.fit titanium base / prefabs



REF	SKYUFCD5	SKYUFCAD	UFCADMOD	SKYUFCTB	SKYUFCSB	SKYPFTST	SKYEPFST
Description	SKY uni.fit titanium base height	SKY uni.fit CAD abutment	Mold sleeve for uni.fit CAD abutments	SKY uni.fit titanium base S for CEREC®	SKY uni.fit scan base S for CEREC®	SKY prefab titanium Set	BioHPP SKY elegance prefab
Piece	1	1	10	1	1	1	1
Angulation	0°	0°	0°	0°	0°	0°	0°
Ø / mm	3.8	3.8	3.8	3.0	3.0	11.5	12.0
Total height / mm	5.4	3.8	10	5.0	10.2	-	-
Abutment height	0.4	0.4	-	0.3	5.5	-	-
Construction height	5.0	3.4	-	4.7	4.7	20	16.0
Material	Grade 4 KV titanium	Grade 4 KV titanium	PMMA	Grade 4 KV titanium	Grade 4 KV titanium	Grade 4 KV titanium	Grade 4 KV titanium
Material construction	-	-	-	-	-	-	BioHPP
2.2 screw	incl.	incl.	-	incl.	incl.	incl.	incl.
SKY prosthetic key	✓	✓	-	✓	✓	✓	✓
Torque / Ncm	25	25	-	25	10	25	25
Platform	narrow	narrow	SKYUFCAD	narrow	narrow	narrow	narrow
narrowSKY	✓	✓	-	✓	✓	✓	✓
blueSKY / SKY classic	✓	✓	-	✓	✓	✓	✓
CAD library for: (www.bredent-medical.com)	exocad 3shape Dental Wings	exocad 3shape Dental Wings	-	-	-	-	-
Connection geometry	-	-	-	-	-	Meditentika holder	Sirona® Standard
Finevo	✓	✓	✓	✓	✓	✓	✓
Autoclave 134 °C	✓	✓	-	✓	✓	✓	✓

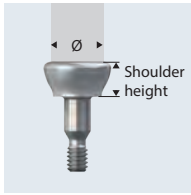
## SKY Prosthetic

### SKY gingiva former S



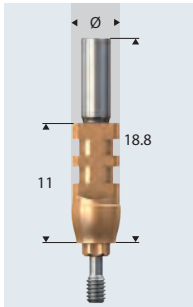
REF	SKYESG02	SKYESG03	SKYESG04	SKYESG06
Description	SKY esthetic Gingiva former S	SKY esthetic Gingiva former S	SKY esthetic Gingiva former S	SKY esthetic Gingiva former S
Shoulder height / mm	2.3	3	4	6
Piece	1	1	1	1
Angulation	0°	0°	0°	0°
Shoulder Ø / mm	4.33	4.50	4.50	4.50
Material	Grade 4 KV titanium	Grade 4 KV titanium	Grade 4 KV titanium	Grade 4 KV titanium
SKY prosthetic key	✓	✓	✓	✓
Torque / Ncm	10	10	10	10
Platform	narrow	narrow	narrow	narrow
narrowSKY	✓	✓	✓	✓
blueSKY / SKY classic	✓	✓	✓	✓
Autoclave 134 °C	✓	✓	✓	✓

### SKY gingiva former M/L



REF	SKYEMG02	SKYEMG03	SKYEMG04	SKYEMG06	SKYELG02	SKYELG03	SKYELG04
Description	SKY esthetic Gingiva former M	SKY esthetic Gingiva former M	SKY esthetic Gingiva former M	SKY esthetic Gingiva former M	SKY esthetic Gingiva former L	SKY esthetic Gingiva former L	SKY esthetic Gingiva former L
Shoulder height / mm	2	3	4	6	2	3	4
Piece	1	1	1	1	1	1	1
Angulation	0°	0°	0°	0°	0°	0°	0°
Shoulder Ø / mm	4.97	4.45	5.50	5.50	6.26	6.95	7.00
Material	Grade 4 KV titanium	Grade 4 KV titanium	Grade 4 KV titanium	Grade 4 KV titanium	Grade 4 KV titanium	Grade 4 KV titanium	Grade 4 KV titanium
SKY prosthetic key	✓	✓	✓	✓	✓	✓	✓
Torque / Ncm	10	10	10	10	10	10	10
Platform	narrow	narrow	narrow	narrow	narrow	narrow	narrow
narrowSKY	-	-	-	-	-	-	-
blueSKY / SKY classic	✓	✓	✓	✓	✓	✓	✓
Autoclave 134 °C	✓	✓	✓	✓	✓	✓	✓

## SKY Prosthetic



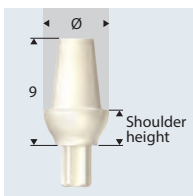
### SKY impression

#### Open modelling

#### Closed modelling



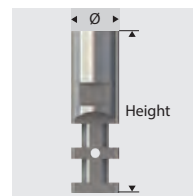
REF	SKYnPAS1	SKYnPAM1	SKYnPAL1	SKYnPAS2	SKYnPAM2	SKYnPAL2	SKYnPAKA
Description	SKY impression abutment S open tray NP	SKY impression abutment M open tray NP	SKY impression abutment L open tray NP	SKY impression abutment S closed tray NP	SKY impression abutment M closed tray NP	SKY impression abutment L closed tray NP	SKY impression coping, S, M, L closed tray
Piece	1	1	1	1	1	1	10
Angulation	0°	0°	0°	0°	0°	0°	0°
Shoulder Ø / mm	4.5	5.5	7.0	4.5	5.5	7.0	4.5
Construction height / mm	11	11	11	9	9	9	4.5
Height incl. screw / mm	18.8	18.8	18.8	-	-	-	-
Length of Torx®	1.2	1.2	1.2	3.5	3.5	3.5	-
Material	Grade 4 KV titanium	Grade 4 KV titanium	Grade 4 KV titanium	Grade 4 KV titanium	Grade 4 KV titanium	Grade 4 KV titanium	POM MT
Trapped screw	incl.	incl.	incl.	incl.	incl.	incl.	-
SKY prosthetic key	✓	✓	✓	✓	✓	✓	-
Torque / Ncm	10	10	10	10	10	10	-
SKYnPAKY	-	-	-	✓	✓	✓	-
Platform	narrow	narrow	narrow	narrow	narrow	narrow	S, M, L
narrowSKY	✓	✓	✓	✓	✓	✓	-
blueSKY / SKY classic	✓	✓	✓	✓	✓	✓	-
Autoclave 134 °C	✓	✓	✓	✓	✓	✓	-



### SKY temp



REF	SKYTEMPS	SKYTEMPM	SKYTEMPL
Description	SKY temp S abutment	SKY temp M abutment	SKY temp L abutment
Piece	1	1	1
Angulation	0°	0°	0°
Torx® alignment	Standard	Standard	Standard
Shoulder Ø / mm	4.5	5.5	7.0
Shoulder height / mm	3.0	3.0	3.0
Height / mm	9.0	9.0	9.0
Material	BioHPP	BioHPP	BioHPP
2.2 screw	incl.	incl.	incl.
SKY prosthetic key	✓	✓	✓
Torque / Ncm	18	18	18
Platform	narrow	narrow	narrow
narrowSKY	-	-	-
blueSKY / SKY classic	✓	✓	✓
Finevo	✓	✓	✓
Thermal disinfectant 90 °C	✓	✓	✓



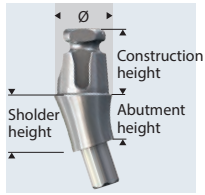
### SKY Implant analogs



	SKY-IA40	SKYDIA40
Description	SKY implant analogue	SKY implant analogue 3D print
Piece	1	1
Angulation	0°	0°
Shoulder Ø / mm	4.0	4.0
Shoulder height / mm	-	-
Height / mm	14	8.5
Material	Grade 4 KV titanium	Grade 4 KV titanium
2.2 screw	Laboratory screw	Laboratory screw Fixation screw
SKY prosthetic key	✓	✓
Torque / Ncm	10	10
Platform	regular	regular
narrowSKY	✓	✓
blueSKY / SKY classic	✓	✓



## SKY Prosthetic



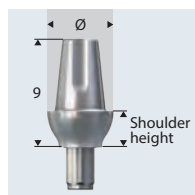
### SKY exso abutments



REF	SKYEX002	SKYEX003	SKYEX173	SKYEX175	SKYEX354	SKYEX355	-SKYnPAKA
Description	SKY EXSO abutment 0° height 1.5 mm	SKY EXSO abutment 17.5° height 3 mm	SKY EXSO abutment 17.5° height 3 mm	SKY EXSO abutment 17.5° height 5 mm	SKY EXSO abutment 35° height 4 mm	SKY EXSO abutment 35° height 5 mm	SKY impression coping, S, M, L closed tray
Piece	1	1	1	1	1	1	10
Angulation	0°	0°	17.5°	17.5°	35°	35°	0°
Shoulder Ø / mm	4.8	4.8	4.8	4.8	4.8	4.8	-
Shoulder height / mm	1.5	3.0	3.0	5.0	4.0	5.0	-
Abutment height / mm	1.5	3.0	1.77	3.68	1.24	2.06	-
Construction height / mm	5.55	5.55	5.55	5.55	5.55	5.55	-
Material	Grade 4 KV titanium	Grade 4 KV titanium	Grade 4 KV titanium	Grade 4 KV titanium	Grade 4 KV titanium	Grade 4 KV titanium	POM MT
Screw M 1.6	incl.	incl.	incl.	incl.	incl.	incl.	-
SKY prosthetic key	✓	✓	✓	✓	✓	✓	-
Torque / Ncm	25	25	25	25	25	25	-
SKYnPAKA	✓	✓	✓	✓	✓	✓	-
Platform	narrow	narrow	narrow	narrow	narrow	narrow	-
narrowSKY	✓	✓	✓	✓	✓	✓	-
blueSKY / SKY classic	✓	✓	✓	✓	✓	✓	-
Autoclave 134 °C	✓	✓	✓	✓	✓	✓	-
Thermal disinfecter 90 °C	-	-	-	-	-	-	✓

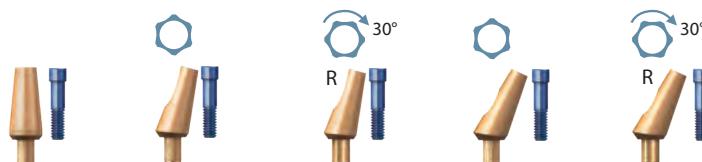
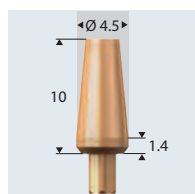
## SKY Prosthetic

### SKY esthetic line abutments



REF	SKYnES00	SKY-EM00	SKY-EL00	SKYnES15	SKYnES16	SKY-EM15	SKY-EM16
Description	SKY esthetic abutment S 0°	SKY esthetic abutment M 0°	SKY esthetic abutment L 0°	SKY esthetic abutment S 15°	SKY esthetic abutment S 15° R	SKY esthetic abutment M 15°	SKY esthetic abutment M 15° R
Piece	1	1	1	1	1	1	1
Angulation	0°	0°	0°	15°	15°	15°	15°
Torx® alignment	Standard	Standard	Standard	Standard	R = turned by 30°	Standard	R = turned by 30°
Shoulder Ø / mm	4.5	5.5	7.0	4.5	4.5	5.5	5.5
Shoulder height / mm	3.0	3.0	3.0	3.0	3.0	3.0	3.0
Height / mm	9.0	9.0	9.0	9.0	9.0	9.0	9.0
Material	Grade 4 KV titanium	Grade 4 KV titanium	Grade 4 KV titanium	Grade 4 KV titanium	Grade 4 KV titanium	Grade 4 KV titanium	Grade 4 KV titanium
2.2 screw	incl.	incl.	incl.	incl.	incl.	incl.	incl.
SKY prosthetic key	✓	✓	✓	✓	✓	✓	✓
Torque / Ncm	25	25	25	25	25	25	25
Platform	narrow	narrow	narrow	narrow	narrow	narrow	narrow
narrowSKY	✓	-	-	✓	✓	-	-
blueSKY / SKY classic	✓	✓	✓	✓	✓	✓	✓
Finevo	✓	✓	✓	✓	✓	✓	✓
Autoclave 134 °C	✓	✓	✓	✓	✓	✓	✓

### SKY titanium abutments

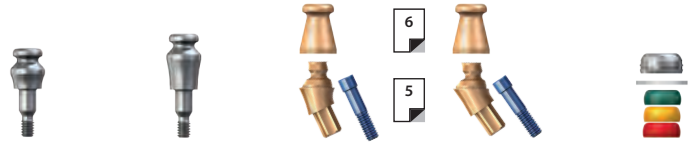


REF	SKYnPO00	SKYnPO15	SKYnPO16	SKYnPO25	SKYnPO26
Description	SKY titanium abutment NP 0°	SKY titanium abutment NP 15°	SKY titanium abutment NP 15° R	SKY titanium abutment NP 25°	SKY titanium abutment NP 25° R
Piece	1	1	1	1	1
Angulation	0°	15°	15°	25°	25°
Torx® alignment	Standard	Standard	R = turned by 30°	Standard	R = turned by 30°
Shoulder Ø / mm	4.5	4.5	4.5	4.5	4.5
Shoulder height / mm	1.4	0.5	0.5	0.5	0.5
Height / mm	10.0	10.0	10.0	10.0	10.0
Material	Grade 4 KV titanium	Grade 4 KV titanium	Grade 4 KV titanium	Grade 4 KV titanium	Grade 4 KV titanium
2.2 screw	incl.	incl.	incl.	incl.	incl.
SKY prosthetic key	✓	✓	✓	✓	✓
Torque / Ncm	25	25	25	25	25
Platform	narrow	narrow	narrow	narrow	narrow
narrowSKY	✓	✓	✓	✓	✓
blueSKY / SKY classic	✓	✓	✓	✓	✓
Finevo	✓	✓	✓	✓	✓
Autoclave 134 °C	✓	✓	✓	✓	✓

## SKY Prosthetic



### SKY TiSi-snap



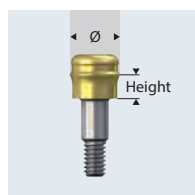
REF	SKYTISI2	SKYTISI4	SKYUCAGK SKYUC254	SKYUCAGK SKYUC354	LOCLAB20
Description	SKY TiSi.snap abutment 2 mm	SKY TiSi.snap abutment 4 mm	-	-	Locator® Processing set 10°-20°
Piece	1	1	-	-	2 sets
Angulation	0°	0°	-	-	-
Shoulder Ø / mm	-	-	-	-	-
Abutment height / mm	2	4	-	-	-
Material	Grade 4 KV titanium	Grade 4 KV titanium	-	-	Titanium / Teflon / Nylo
SKY prosthetic key	✓	✓	-	-	-
Torque / Ncm	25	25	-	-	-
Platform	narrow	narrow	-	-	-
narrowSKY	✓	✓	-	-	-
blueSKY / SKY classic	✓	✓	-	-	-
retention.sil	✓	✓	-	-	-
Retentions-Ø / mm	3.8	3.8	-	-	-
Locator®	10°-20°	-	-	-	-
Autoclave 134 °C	✓	✓	✓	✓	-

### retention.sil



REF	SKY-DR41	580RTS25	580RTS50	580RTS65	52001004	580RTSET
Description	SKY Bone Bur	retention.sil 200 Shore hardness 25 SH Pull-off forces 200 g/2 Newton	retention.sil 400 Shore hardness 50 SH Pull-off forces 400 g/4 Newton	retention.sil 600 Shore hardness 65 SH Pull-off forces 600 g/6 Newton	Multisil-Primer	retention.sil set contains retention.sil in 3 hardnesses in the double mixing cartridge + Multisil-Primer
Piece	1	1	1	1	1	-
Head Ø / mm	4.0	-	-	-	-	-
Material	stainless steel	Prosthetic silicone	Prosthetic silicone	Prosthetic silicone	-	-

## SKY Prosthetic



### SKY Locator



REF	LOCZAB01	LOCZAB02	LOCZAB03	LOCZAB04	LOCZAB06
Description	Locator® abutment for SKY 1 mm	Locator® abutment for SKY 2 mm	Locator® abutment for SKY 3 mm	Locator® abutment for SKY 4 mm	Locator® abutment for SKY 6 mm
Piece	1	1	1	1	1
Angulation	0°	0°	0°	0°	0°
Abutment height / mm	1	2	3	4	6
Material	Grade 4 KV titanium	Grade 4 KV titanium	Grade 4 KV titanium	Grade 4 KV titanium	Grade 4 KV titanium
Coating	TiN	TiN	TiN	TiN	TiN
Locator-Instruments	✓	✓	✓	✓	✓
Torque / Ncm	25	25	25	25	25
Platform	narrow	narrow	narrow	narrow	narrow
narrowSKY	✓	✓	✓	✓	✓
blueSKY / SKY classic	✓	✓	✓	✓	✓
retention.sil	✓	✓	✓	✓	✓
Retentions-Ø / mm	3.87	3.87	3.87	3.87	3.87
Retention elements 0°-10°	✓	✓	✓	✓	✓
Retention elements 10°-20°	✓	✓	✓	✓	✓
Autoclave 134 °C	✓	✓	✓	✓	✓



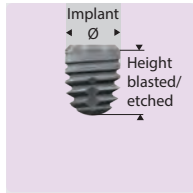
REF	LOCR1022	LOCR1013	LOCR1006	LOCR2018	LOCR2009	LOCR2006	LOCLAB10	LOCLAB20
Description	Locator® Retention insert transparent 0°-10°	Locator® Retention insert pink 0°-10°	Locator® Retention insert blue 0°-10°	Locator® Retention insert green 10°-20°	Locator® Retention insert orange 10°-20°	Locator® Retention insert red 10°-20°	Locator® Processing set 0°-10°	Locator® Processing set 10°-20°
Piece	4	4	4	4	4	4	2 sets	2 sets
Material	Titanium / Teflon / Nylon	Titanium / Teflon / Nylon	Titanium / Teflon / Nylon	Titanium / Teflon / Nylon	Titanium / Teflon / Nylon	Titanium / Teflon / Nylon	Titanium / Teflon / Nylon	Titanium / Teflon / Nylon
Pull-off force in Newton	22.3	13.4	6.7	17.8	9.1	4.4	-	-
Pull-off force in g	2270	1365	680	1815	907	454	-	-



REF	LOCZAK40	LOCZLA40
Description	Locator® Impression coping	Locator® Laboratory analog
Piece	4	4

# Technical data

## copaSKY Implants

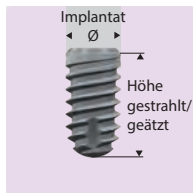


### copaSKY ultra short



Description	copaSKY 4.0	copaSKY 4.5	copaSKY 5.0	copaSKY 6.0
REF	copa4005	copa4505	copa5005	copa6005
Piece	1	1	1	1
Including a cover screw	✓	✓	✓	✓
Shoulder Ø / mm	3.3	3.3	3.3	3.3
Implant Ø / mm	4.1	4.6	5.2	6.0
Machined height / mm	-	-	-	-
Height etched / mm	0.4	0.45	0.5	0.6
Height blasted/etched	4.8	4.75	4.7	4.6
Self tapping single thread	✓	✓	✓	✓
max. Thread depth/ mm	0.55	0.55	0.60	0.65

Element	Titanium Grade
	% max.
N	0,05
C	0,08
H	0,0125
Fe	0,50
O	0,40
T	Rest
Bending force	min. 800 MPa



### copaSKY



Description	copaSKY 3.5	copaSKY 4.0	copaSKY 4.5	copaSKY 5.0	copaSKY 6.0
REF 8 mm	copa3508	copa4008	copa4508	copa5008	copa6008
10 mm	copa3510	copa4010	copa4510	copa5010	-
12 mm	copa3512	copa4012	copa4512	copa5012	-
14 mm	copa3514	copa4014	copa4514	-	-
Piece	1	1	1	1	1
Including a cover screw	✓	✓	✓	✓	✓
Shoulder Ø / mm	3.3	3.3	3.3	3.3	3.3
Implant Ø / mm	3.59	4.1	4.6	5.2	6.0
Machined height / mm	-	-	-	-	-
Height etched / mm	0.3	0.4	0.45	0.5	0.6
Height blasted/etched / mm					
8 mm	7.7	7.6	7.55	7.5	7.4
10 mm	9.7	9.6	9.55	9.5	-
12 mm	11.7	11.6	11.55	11.5	-
14 mm	13.7	13.6	13.0	-	-
Self tapping double thread	✓	✓	✓	✓	✓
max. Thread depth/ mm	0.45	0.45	0.45	0.45	0.45



## copaSKY Prosthetic




### BioHPP copaSKY elegance

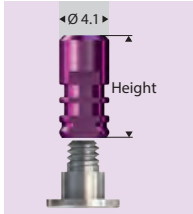


REF	COPAEM00	COPAEM15	COPAETBM	COPEPMST
Description	BioHPP copaSKY elegance abutment 0°	BioHPP copaSKY elegance abutment 15°	copaSKY elegance titanium base 0°	BioHPP copaSKY elegance prefab
Piece	1	1	1	1
Angulation	0°	15°	0°	0°
Shoulder Ø / mm	5.5	5.5	3.6	3.6
Shoulder height / mm	4.0	4.0	1.5	16
Material	Grade 4 KV titanium + BioHPP	Grade 4 KV titanium + BioHPP	Grade 4 KV titanium + BioHPP	Grade 4 KV titanium + BioHPP
Screw M 1.6	incl.	incl.	incl.	incl.
SKY prosthetic key	✓	✓	✓	✓
Torque / Ncm	30	30	30	30
copaSKY ultra short 5.2	✓	✓	✓	✓
copaSKY 8 - 14	✓	✓	✓	✓
Finevo	✓	✓	✓	✓
Autoclave 134 °C	✓	✓	✓	✓

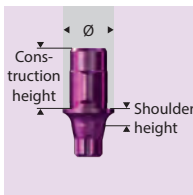
## copaSKY Prosthetic



### Modelling / Model digital



REF	COPAUSCI	COPDIA50
Description	copaSKY uni.fit scan abutment intraoral / extraoral	copaSKY implant analogue 3D print
Piece	1	1
Angulation	0°	0°
Shoulder Ø / mm	-	4.1
Height / mm	8.47	8.5
Material	Grade 4 KV titanium	Grade 4 KV titanium
Screw M 1.6	incl.	Laboratory screw
SKY prosthetic key	✓	✓
Torque / Ncm	10	10
copaSKY ultra short 5.2	✓	✓
copaSKY 8 - 14	✓	✓
Autoclave 134 °C	✓	✓



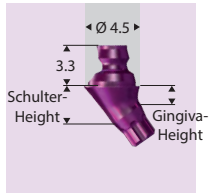
### copaSKY titanium base / copaSKY prefab



REF	COPAUB2	COPAUB3	COPCTBL2	COPCTBL3	COPPFTST	COPEPMST
Description	copaSKY uni.fit titanium base height 1,5 mm	copaSKY uni.fit titanium base height 3 mm	copaSKY titanium base L for CEREC® height 1,5 mm	copaSKY titanium base L for CEREC® height 3 mm	copaSKY prefab titanium set	BioHPP copaSKY elegance prefab set CSK
Piece	1	1	1	1	1	1
Angulation	0°	0°	0°	0°	0°	0°
Shoulder Ø / mm	4.2	4.2	4.8	4.8	-	3.6
Shoulder height / mm	1.5	3.0	1.5	3.0	-	16
Construction height / mm	5.0	5.0	4.68	4.68	20	-
Material	Grade 4 KV titanium	Grade 4 KV titanium	Grade 4 KV titanium	Grade 4 KV titanium	Grade 4 KV titanium	Grade 4 KV titanium + BioHPP
Screw M 1.6	incl.	incl.	incl.	incl.	incl.	incl.
SKY prosthetic key	✓	✓	✓	✓	✓	✓
Torque / Ncm	30	30	30	30	30	30
copaSKY ultra short 5.2	✓	✓	✓	✓	✓	✓
copaSKY 8 - 14	✓	✓	✓	✓	✓	✓
Finevo	✓	✓	✓	✓	✓	✓
Autoclave 134 °C	✓	✓	✓	✓	✓	✓



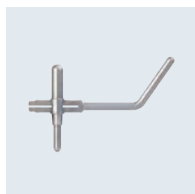
## copaSKY Prosthetic



### copaSKY uni.cone abutments



REF	COPAUC01	COPAUC02	COPAUC03	COPUC252	COPUC253	COPUC352	COPUC353
Description	copaSKY uni.cone abutment height 1 mm	copaSKY uni.cone abutment height 2 mm	copaSKY uni.cone abutment height 3 mm	copaSKY uni.cone abutment 25° height 1.5 mm	copaSKY uni.cone abutment 25° height 2.5 mm	copaSKY uni.cone abutment 35° height 1.5 mm	copaSKY uni.cone abutment 35° height 2.5 mm
Piece	1	1	1	1	1	1	1
Angulation	0°	0°	0°	25°	25°	35°	35°
Shoulder Ø / mm	4.5	4.5	4.5	4.5	4.5	4.5	4.5
Shoulder height / mm	-	-	-	2.95	4.05	3.88	5.1
Abutment height / mm	1.7	2.7	3.7	1.5	2.5	1.5	2.5
Construction height / mm	3.3	3.3	3.3	3.3	3.3	3.3	3.3
Material	Grade 4 KV titanium	Grade 4 KV titanium	Grade 4 KV titanium	Grade 4 KV titanium	Grade 4 KV titanium	Grade 4 KV titanium	Grade 4 KV titanium
Insertion aid	-	-	-	✓	✓	✓	✓
Screw M 1.6	-	-	-	incl.	incl.	incl.	incl.
SKY prosthetic key	✓	✓	✓	✓	✓	✓	✓
Torque / Ncm	30	30	30	30	30	30	30
copaSKY ultra short 5.2	✓	✓	✓	✓	✓	-	-
copaSKY 8 - 14	✓	✓	✓	✓	✓	✓	✓
Autoclave 134 °C	✓	✓	✓	✓	✓	✓	✓



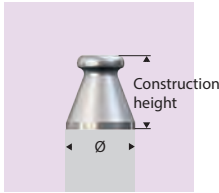
### Angulation aid



REF	SKYFFS35
Description	SKY fast & fixed angulation aid set 35°
Piece	1
Material	stainless steel
Autoclave 134 °C	✓


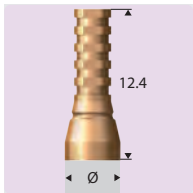
## copaSKY Prosthetic

### SKY uni.cone accessories



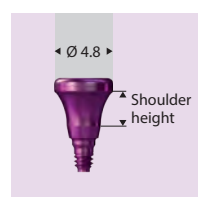
REF	SKYUCGF2	SKYUCAGK	SKYUCAOL	SKYUCSNP	SKYUSCIE	SKYUCREG
Description	SKY uni.cone Gingiva former	SKY uni.cone impression short closed	SKY uni.cone impression coping open	SKY uni.cone snap coping	SKY uni.cone snap coping intraoral / extraoral	SKY uni.cone bite registration
Piece	1	1	1	10	1	10
Construction height / mm	6.1	6.1	17.5	8	12.4	4.1
Angulation	0°	0°	0°	0°	0°	0°
Shoulder Ø / mm	4.5	4.5	4.5	4.5	4.5	4.5
Material	Grade 4 KV titanium	Grade 4 KV titanium	Grade 4 KV titanium	POM	PEEK	POM
Screw	incl.	incl.	incl.	-	incl.	-
SKY prosthetic key	✓	✓	✓	-	✓	-
Autoclave 134 °C	✓	✓	✓	-	✓	-
Thermal disinfectant 90 °C	-	-	-	✓	-	✓

### SKY uni.cone Prosthetic caps / Laboratory analogs



REF	SKYUCPKT	SKYUCPKK	SKYUCPKC	SKYUCPKS	SKYUCTLA	SKYDUCLA
Description	SKY uni.cone Prosthetic cap titanium	SKY uni.cone Prosthetic cap plastic	SKY uni.cone Prosthetic cap CAD/CAM	SKY uni.cone Prosthetic cap transversal	SKY uni.cone laboratory analogue	SKY uni.cone laboratory analogue 3D print
Piece	1	1	1	1	1	1
Construction height / mm	12.4	12.4	12.4	5.1	14	10.5
Angulation	0°	0°	0°	0°	0°	0°
Shoulder Ø / mm	4.5	4.5	4.5	4.5	4.5	4.5
Silicone tubing	incl.	-	-	-	-	-
Modelling cap	-	-	-	incl.	-	-
Material	Grade 4 KV titanium	PMMA	Grade 4 KV titanium	Grade 4 KV titanium	Grade 4 KV titanium	Grade 4 KV titanium
Sleeve material	-	-	-	PS	-	-
Locking pin	incl.	-	incl.	-	-	-
Screw	incl.	incl.	incl.	incl.	incl.	incl.
SKY prosthetic key	✓	✓	✓	-	-	-
Inbus 0.9	-	-	-	✓	-	-
Torque / Ncm	18	18	18	18	-	-
Finevo	✓	✓	✓	✓	-	-
Autoclave 134 °C	✓	-	✓	✓	-	-

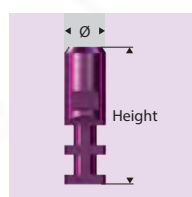
## copaSKY Prosthetic



### copaSKY gingiva former



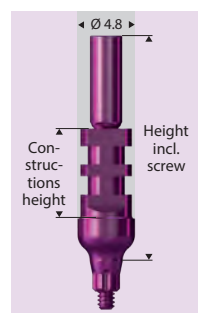
REF	COPAGF22	COPAGF34	COPAGF36
Description	copaSKY Gingiva former height 2 mm	copaSKY Gingiva former height 4 mm	copaSKY Gingiva former height 6 mm
Piece	1	1	1
Angulation	0°	0°	0°
Shoulder Ø / mm	4.8	4.8	4.8
Shoulder height / mm	2.1	4.0	6.0
Material	Grade 4 KV titanium	Grade 4 KV titanium	Grade 4 KV titanium
2.2 screw	incl.	incl.	incl.
SKY prosthetic key	✓	✓	✓
Torque / Ncm	10	10	10
copaSKY ultra short 5.2	✓	✓	✓
copaSKY 8 - 14	✓	✓	✓
Autoclave 134 °C	✓	✓	✓



### copaSKY implant analogs



REF	COPAIA50	COPDIA50
Description	copaSKY implant analogue	copaSKY implant analogue 3D print
Piece	1	1
Angulation	0°	0°
Shoulder Ø / mm	3.3	4.1
Height	14	8.5
Material	Grade 4 KV titanium	Grade 4 KV titanium
Screw incl.	Laboratory screw	Laboratory screw Fixation screw
SKY prosthetic key	✓	✓
Torque / Ncm	10	10
copaSKY ultra short 5.2	✓	✓

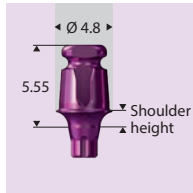


### copaSKY impression



REF	COPAPA22	COPAPA32	COPAGL21	COPAGL31	SKYnPAKA
Description	copaSKY impression abutment open tray height 2 mm	copaSKY impression abutment open tray height 3 mm	copaSKY impression abutment closed tray height 2 mm	copaSKY impression abutment closed tray height 3 mm	SKY impression coping closed tray NP
Piece	1	1	1	1	10
Angulation	0°	0°	0°	0°	0°
Shoulder Ø / mm	4.8	4.8	4.8	4.8	-
Shoulder height / mm	3.6	3.0	3.0	3.0	-
Construction height / mm	7.52	8,12	8.0	8.0	-
Height incl. screw / mm	18.8	18.8	8.0	8.0	-
Material	Grade 4 KV titanium	Grade 4 KV titanium	Grade 4 KV titanium	Grade 4 KV titanium	POM MT
2.2 screw	incl.	incl.	incl.	incl.	-
SKY prosthetic key	✓	✓	✓	✓	-
Torque / Ncm	10	10	10	10	-
SKYnPAKA	-	-	✓	✓	-
copaSKY ultra short 5.2	✓	✓	✓	✓	-
copaSKY 8 - 14	✓	✓	✓	✓	-
Autoclave 134 °C	✓	✓	✓	✓	-
Thermal disinfectant 90 °C	-	-	-	-	✓

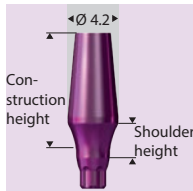
## copaSKY Prosthetic



### copaSKY exso abutments



REF	COPEX002	COPEX172	COPEX352	COPEX003	COPEX173	COPEX353	SKYnPAKA
Description	copaSKY EXSO abutment 0° height 1.5 mm	copaSKY EXSO abutment 17.5° height 1 mm	copaSKY EXSO abutment 35° height 1 mm	copaSKY EXSO abutment 0° height 3 mm	copaSKY EXSO abutment 17.5° height 2 mm	copaSKY EXSO abutment 35° height 2 mm	SKYnPAKA impression coping closed tray NP
Piece	1	1	1	1	1	1	10
Angulation	0°	17.5°	35°	0°	17.5°	35°	0°
Shoulder Ø / mm	4.8	4.8	4.8	4.8	4.8	4.8	-
Shoulder height / mm	1.5	2.24	3.51	3.0	3.17	4.6	-
Abutment height / mm	1.5	1.0	1.0	3.0	2.0	2.0	-
Construction height / mm	5.55	5.55	5.55	5.55	5.55	5.55	-
Material	Grade 4 KV titanium	Grade 4 KV titanium	Grade 4 KV titanium	Grade 4 KV titanium	Grade 4 KV titanium	Grade 4 KV titanium	POM MT
Screw M 1.6	incl.	incl.	incl.	incl.	incl.	incl.	-
SKY prosthetic key	✓	✓	✓	✓	✓	✓	-
Torque / Ncm	30	30	30	30	30	30	-
SKYnPAKA	✓	✓	✓	✓	✓	✓	-
copaSKY ultra short 5.2	✓	✓	-	✓	✓	-	-
copaSKY 8 - 14	✓	✓	✓	✓	✓	✓	-
Autoclave 134 °C	✓	✓	✓	✓	✓	✓	-
Thermal disinfectant 90 °C	-	-	-	-	-	-	✓

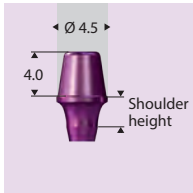


### copaSKY titanium abutments



REF	COPAPO00	COPAPO15	COPAPO16	COPAPO25	COPAPO26
Description	copaSKY titanium abutment 0° Height 3 mm	copaSKY titanium abutment 15° Height 3 mm	copaSKY titanium abutment 15° R Height 3 mm	copaSKY titanium abutment 25° Height 3 mm	copaSKY titanium abutment 25° R Height 3 mm
Piece	1	1	1	1	1
Angulation	-	15°	15°	25°	25°
Shoulder Ø / mm	4.2	-	-	-	-
Shoulder height / mm	3.0	3.0	3.0	3.0	3.0
Construction height / mm	7.0	7.45	7.45	7.45	7.45
Material	Grade 4 KV titanium	Grade 4 KV titanium	Grade 4 KV titanium	Grade 4 KV titanium	Grade 4 KV titanium
Screw	incl.	incl.	incl.	incl.	incl.
SKY prosthetic key	✓	✓	✓	✓	✓
Torque / Ncm	30	30	30	30	30
copaSKY ultra short 5.2	✓	✓	✓	-	-
copaSKY 8 - 14	✓	✓	✓	✓	✓
Finevo	✓	✓	✓	✓	✓
Autoclave 134 °C	✓	✓	✓	✓	✓

## copaSKY Prosthetic

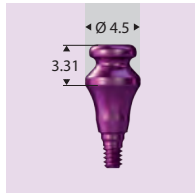


copaSKY bridge and bar abutment



REF	COPABRS2	COPABRS3	mSKYpara
Description	copaSKY bridge and bar abutment height 2,7 mm	copaSKY bridge and bar abutment height 3,7 mm	miniSKY 0° parallelization tool
Piece	1	1	1
Angulation	0°	0°	-
Ø / mm	-	-	-
Shoulder Ø / mm	4.5	4.5	-
Shoulder height / mm	2.7	2.7	-
Construction height / mm	4.0	4.0	-
Material	Grade 4 KV titanium	Grade 4 KV titanium	stainless steel
Screw M 1.6	incl.	incl.	-
SKY prosthetic key	✓	✓	-
Torque / Ncm	30	30	-
copaSKY ultra short 5.2	✓	✓	-
copaSKY 8 - 14	✓	✓	-
Autoclave 134 °C	✓	✓	✓

## copaSKY Prosthetic



copaSKY TiSi.snap



REF	COPTISI2	COPTISI3	SKYUCAGK COPUC253	SKYUCAGK COPUC353	580RTSET	LOCLAB20
Description	copaSKY TiSi.snap abutment height 1,5 mm	copaSKY TiSi.snap abutment height 3 mm	SKY uni.cone impression closed tray short copaSKY uni.cone abutment 25° height 2.5 mm	SKY uni.cone impression closed tray short copaSKY uni.cone abutment 35° height 2.5 mm	retention.sil set contains retention. sil in 3 hardnesses in the double mixing cartridge + Multisil-Primer	Locator® Processing set 10°-20°
Piece	1	1	-	-	1 set	2 sets
Angulation	0°	0°	25°	35°	-	-
Shoulder Ø / mm	4.5	4.5	-	-	-	-
Abutment height / mm	1.5	3.0	-	-	-	-
Construction height / mm	3.31	3.31	-	-	-	-
Material	Grade 4 KV titanium	Grade 4 KV titanium	-	-	-	Titanium / Teflon / Nylon
SKY prosthetic key	✓	✓	-	-	-	-
Torque / Ncm	30	30	-	-	-	-
copaSKY ultra short 5.2	✓	✓	-	-	-	-
copaSKY 8 - 14	✓	✓	✓	✓	-	-
Autoclave 134 °C	✓	✓	✓	✓	-	-

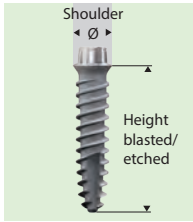
## retention.sil



REF	SKY-DR41	580RTS25	580RTS50	580RTS65	52001004	580RTSET
Description	SKY Bone Bur	retention.sil 200 Shore hardness 25 SH Pull-off forces 200 g/2 Newton	retention.sil 400 Shore hardness 50 SH Pull-off forces 400 g/4 Newton	retention.sil 600 Shore hardness 65 SH Pull-off forces 600 g/6 Newton	Multisil-Primer	retention.sil set contains retention. sil in 3 hardnesses in the double mixing cartridge + Multisil-Primer
Piece	1	1	1	1	1	-
Head Ø / mm	4.0	-	-	-	-	-
Material	stainless steel	Prosthetic silicone	Prosthetic silicone	Prosthetic silicone	-	-



## miniSKY Implants



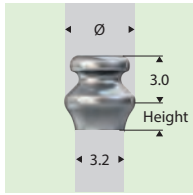
### miniSKY



Element	Titanium Grade
	% max.
N	0,05
C	0,08
H	0,0125
Fe	0,50
O	0,40
T	Rest
Bending force	min. 800 MPa

Description	mini¹SKY 2.8	mini²SKY 2.8	mini²SKY 3.2
REF 8 mm	-	-	m2SK3208
10 mm	m1SKYL10	m2SKYL10	m2SK3210
12 mm	m1SKYL12	m2SKYL12	m2SK3212
14 mm	m1SKYL14	m2SKYL14	m2SK3214
Piece	1	1	1
Including a cover screw	-	-	-
Shoulder Ø / mm	3.2	3.2	3.2
Implant Ø / mm	2.7	2.7	3.5
Machined height / mm	2.0	-	-
Height etched / mm	-	-	-
Height blasted/etched / mm			
8 mm	-	-	8.0
10 mm	10.32	10.0	10.0
12 mm	12.32	12.0	12.0
14 mm	14.32	14.0	14.0
Self tapping double thread	✓	✓	✓
Indication	UJ	UJ	LJ / UJ

## miniSKY Prosthetic



mini²SKY TiSi.snap

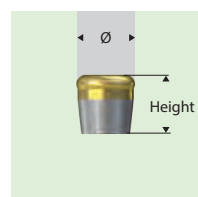


REF	m2SKTI02	m2SKTI04	Locator® Processing set 10°-20°
Description	mini²SKY TiSi.snap 2 mm	mini²SKY TiSi.snap 4 mm	-
Piece	1	1	2 sets
Ø / mm	4.6	4.6	-
Height / mm	2.0	4.0	-
Material	Grade 4 KV titanium	Grade 4 KV titanium	Titanium / Teflon / Nylon
Platform	mini²SKY	mini²SKY	-
Screw	incl.	incl.	-
SKY prosthetic key	SKY-SD 25	SKY-SD 25	-
Torque / Ncm	20	20	-
Autoclave 134 °C	✓	✓	-



REF	SKY-DR41	580RTS25	580RTS50	580RTS65	52001004	580RTSET
Description	SKY Bone Bur	retention.sil 200 Shore hardness 25 SH Pull-off forces 200 g/2 Newton	retention.sil 400 Shore hardness 50 SH Pull-off forces 400 g/4 Newton	retention.sil 600 Shore hardness 65 SH Pull-off forces 600 g/6 Newton	Multisil-Primer	retention.sil set contains retention. sil in 3 hardnesses in the double mixing cartridge + Multisil-Primer
Piece	1	1	1	1	1	
Head Ø / mm	4.0	-	-	-	-	
Material	stainless steel	Prosthetic silicone	Prosthetic silicone	Prosthetic silicone	-	

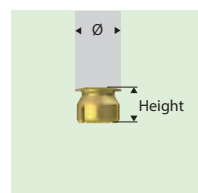
## miniSKY Prosthetic




### mini<sup>2</sup>SKY retention.loc / Locator



REF	m2SKYRL2	m2SKYRL4	m2SKYLC2	m2SKYLC4	LOCLAB20
Description	mini <sup>2</sup> SKY retention.loc abutment 2 mm	mini <sup>2</sup> SKY retention.loc abutment 4 mm	mini <sup>2</sup> SKY Locator® abutment 2 mm	mini <sup>2</sup> SKY Locator® abutment 4 mm	Locator® Processing set 10°-20°
Piece	1	1	1	1	2 sets red - 4,4 N - 454 g orange - 9,1 N - 907 g green - 17,8 N - 1815 g
Ø / mm	3.8	3.8	3.8	3.8	-
Height / mm	2.0	4.0	2.0	4.0	-
Material	Grade 4 KV titanium with titanium nitride coating	Grade 4 KV titanium with titanium nitride coating	Grade 4 KV titanium with titanium nitride coating	Grade 4 KV titanium with titanium nitride coating	Titanium / Teflon / Nylon
Platform	mini <sup>2</sup> SKY	mini <sup>2</sup> SKY	mini <sup>2</sup> SKY	mini <sup>2</sup> SKY	mini <sup>2</sup> SKY
SKY prosthetic key	SKY-SD 25	SKY-SD 25	SKY-SD 25	SKY-SD 25	-
Torque / Ncm	20	20	20	20	-
Screw	incl.	incl.	incl.	incl.	-
Autoclave 134 °C	✓	✓	✓	✓	-



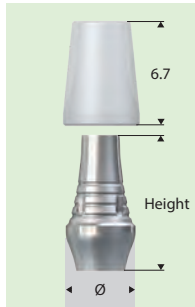
### Ball head accessories




REF	m1SKYXIA	SKY-OR50	SKY-OR55	SKYGM225
Description	mini <sup>1</sup> SKY Implant analogue	SKY metal housing with O ring	SKY O-rings	SKY Precious metal matrix
Piece	1	1	6	1
Ø / mm	3.2	5.5	-	3.0
Height / mm	14.14	2.1	-	2.5
Gauge / mm	-	1.5	1.5	-
Inner Ø / mm	-	1.5	1.5	-
Material	stainless steel	Grade 4 KV titanium	Fluororubber	Precious metal (Elitor)
Platform	mini <sup>1</sup> SKY	mini <sup>1</sup> SKY	mini <sup>1</sup> SKY	mini <sup>1</sup> SKY
Autoclave 134 °C	-	-	-	✓
Thermal disinfectant 90 °C	-	✓	✓	-



## miniSKY Prosthetic



mini2SKY abutments



REF	m2SKYXIA	m2SKYGF3	m2SKYGF5	m2SKYPA1	m2SKYMDT	m2SKYMDB
Description	mini <sup>2</sup> SKY Implant analogue	mini <sup>2</sup> SKY Gingiva former	mini <sup>2</sup> SKY Gingiva former	mini <sup>2</sup> SKY Impression abutment	mini <sup>2</sup> SKY MD Abutment titanium	mini <sup>2</sup> SKY MD Abutment BioXS
Piece	1	1	1	1	1	1
Ø / mm	3.2	4.0	4.0	4.0	4.6	4.6
Height / mm	11.5	3	5	18.8	9.0	9.0
Material	stainless steel	Grade 4 KV titanium	Grade 4 KV titanium	Grade 4 KV titanium	Grade 4 KV titanium	Peek-Classix™
Platform	mini <sup>2</sup> SKY	mini <sup>2</sup> SKY	mini <sup>2</sup> SKY	mini <sup>2</sup> SKY	mini <sup>2</sup> SKY	mini <sup>2</sup> SKY
Screw	Laboratory Screw	incl.	incl.	incl.	incl.	incl.
SKY prosthetic key	SKY-SD 25	SKY-SD 25	SKY-SD 25	SKY-SD 25	SKY-SD 25	SKY-SD 25
Torque / Ncm	-	10	10	10	20	20
Prosthetic cap	-	-	-	-	PMMA	PMMA
Autoclave 134 °C	-	✓	✓	✓	✓	✓



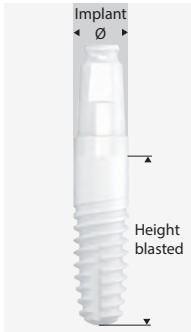
mini<sup>2</sup>SKY customized restoration



REF	m2SKSCIE	m2SKYPFS	m2SKYUFA	UFCADMOD	mSKYpara
Description	mini <sup>2</sup> SKY Scan-Abutment intraoral / extraoral	mini <sup>2</sup> SKY prefab Titan	mini <sup>2</sup> SKY uni.fit Abutment	Modellationshülse für uni.fit CAD Abutments	mini <sup>2</sup> SKY 0° Parallelisierungstool
Piece	1	1	1	10	1
Ø / mm	4.7	11.5	3.8	3.8	-
Height / mm	7.5	20.0	5.1	10	-
Material	Peek-Classix™	Grade 4 KV titanium	Grade 4 KV titanium	PMMA	stainless steel
Platform	mini <sup>2</sup> SKY	mini <sup>2</sup> SKY	mini <sup>2</sup> SKY	mini <sup>2</sup> SKY	mini <sup>1</sup> SKY, mini <sup>2</sup> SKY
Screw	incl.	incl.	incl.	-	-
SKY prosthetic key	SKY-SD 25	SKY-SD 25	SKY-SD 25	-	-
Torque / Ncm	10	20	20	-	-
Prosthetic cap	-	-	-	-	-
Finevo	-	✓	✓	✓	-
Autoclave 134 °C	✓	✓	✓	✓	✓

## whiteSKY


### whiteSKY Implants



Element	Teilstabilisiertes Zirkonoxid, nachverdichtet
	% max.
Z <sub>2</sub> O <sub>2</sub> + H <sub>2</sub> O <sub>2</sub>	> 94,5
Y <sub>2</sub> O <sub>3</sub>	5,2
Al <sub>2</sub> O <sub>3</sub>	0,25
SiO <sub>2</sub>	< 0,002
Fe <sub>2</sub> O <sub>3</sub>	0,003
Na <sub>2</sub> O	0,005

Description	whiteSKY 3.5	whiteSKY 4.0	whiteSKY 4.5
REF	-	SKY4008C	SKY4508C
8 mm	SKY3510C	SKY4010C	SKY4510C
10 mm	SKY3512C	SKY4012C	SKY4512C
12 mm	SKY3514C	SKY4014C	SKY4514C
14 mm	SKY3516C	SKY4016C	-
16 mm	-	-	-
Piece	1	1	1
Shoulder Ø / mm	3.6	4.1	4.1
Implant Ø / mm	3.6	4.1	4.6
Machined height / mm	0.5	0.5	0.5
Height blasted / mm			
8 mm	-	6.0	6.0
10 mm	8.0	8.0	8.0
12 mm	10.0	10.0	10.0
14 mm	12.0	12.0	12.0
16 mm	14.0	14.0	-
Max. Thread depth / mm	0.45	0.45	0.45

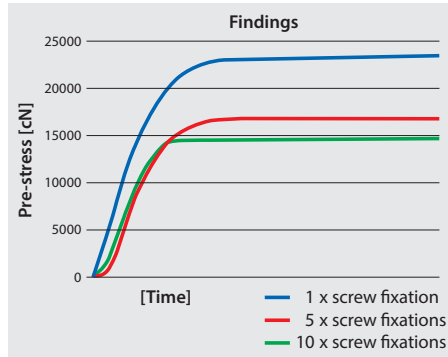
### whiteSKY Prosthetic



REF	SKYCPK40	SKYCPK45
Description	whiteSKY Prosthetic cap Ø 3.5 mm + Ø 4.0 mm	whiteSKY Prosthetic cap Ø 4.5 mm
Piece	1	1
Height / mm	8.0	8.0
Ø / mm	4.3	4.8
Material	PEEK	PEEK
Finevo	✓	✓
Autoclave 134 °C	✓	✓

## Screws

In two posters presented at the SKY Meeting 2012, Dr. Wentaschek from the University of Mainz illustrated how Pretension can be significantly reduced by repeatedly tightening the screw. Pretension is the decisive crucial factor for the implant-abutment connection. It is therefore recommended that the appropriate laboratory screws are used in the laboratory, in order to prevent screw loosening. These results can be transferred to the recall. In this case, we recommend replacement of the screws when the abutment is removed for cleaning.



Source: S. Wentaschek et al: Reibungskoeffizient und Vorspannung beim Implantat-Abutment-Schraubenverbindungen [Coefficient of friction and pre-tension in implant abutment screw connections]; Scientific Book SKY Meeting 2012; S. 54-55; bredent medical GmbH & Co. KG, ISBN 978-3-00-038740-1

Repeatedly tightening the screws reduces pretension by up to 40%.



REF	SKY-PS22	SKYLPS22	SKYFFSPK	SKYFFLPK	SKYUFTS9
Description	SKY screw 2.2	SKY lab screw 2.2 grey	SKY fast & fixed / uni.cone screw M1.4 for Proesthetic coping	SKY fast & fixed / uni.cone screw M1.4 grey	SKY fast & fixed / uni.cone Transversal screw Hexagon 0.9
Piece	6	10	6	10	6
Screw length / mm	9.0	9.0	5.3	5.3	2.5
Thread	M 1.8	M 1.8	M 1.4	M1.4	M 2x0.25
Head Ø / mm	2.2	2.2	2.2	2.2	2.2
Material	Grade 4 KV titanium	Grade 4 KV titanium	Grade 5 titanium	Grade 5 titanium	Grade 5 titanium
SKY prosthetic key	✓	✓	✓	✓	✓
Torque / Ncm	30	-	18	-	18



REF	m2SKYS22	m2SKYL22
Description	mini <sup>2</sup> SKY Screw	mini <sup>2</sup> SKY Laboratory Screw braun
Piece	6	10
Screw length / mm	4.7	4.7
Thread	M 1.6	M 1.6
Head Ø / mm	2.2	2.2
Material	Grade 5 titanium	Grade 5 titanium
SKY prosthetic key	✓	✓
Torque / Ncm	20	-



REF	COPASM16	COPALM16
Description	copaSKY Abutment screw M1.6	copaSKY Laboratory Screw M1.6
Piece	6	10
Screw length / mm	6.5	6.5
Thread	M 1.6	M 1.6
Head Ø / mm	2.2	2.2
Material	Grade 5 titanium	Grade 5 titanium
SKY prosthetic key	✓	✓
Torque / Ncm	30	-





**Important:**  
Please observe the specified torques

- Excessive torque can lead to fracture of the screw or instruments
- Too low a torque is a common cause of screw loosening, because no sufficient preload is created

## Torques for SKY prosthetics

SKY Cover screw Gingiva former	10 Ncm	
SKY Impression abutments	10 Ncm	
SKY temp SKY uni.cone SKY fast & fixed	18 Ncm	
SKY Abutments	25 Ncm	

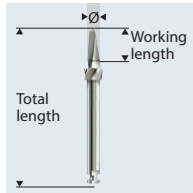
## Torques for copaSKY prosthetics

copaSKY Cover screw Gingiva former Impression abutments	10 Ncm	
copaSKY Abutments	30 Ncm	

## Torques for miniSKY prosthetics

miniSKY Gingiva former Impression abutments Scan abutment	10 Ncm	
miniSKY Abutments	20 Ncm	

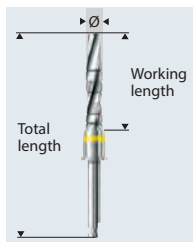
## Drills



### Pilot drill/ Twist drill



REF	SKY-DP06	SKY-DP08	SKYDT13L	SKYDT23K	SKYDT23L
Description	SKY Pilot drill short	SKY Pilot drill long	SKY Twistdrill	SKY Twistdrill short	SKY Twistdrill long
Piece	1	1	1	1	1
Connection	ISO 1797	ISO 1797	ISO 1797	ISO 1797	ISO 1797
Total length / mm	26	34	41	41	36
Working length / mm	8.75	8.75	14.7	16.15	16.15
Ø / mm crestal	3.1	3.1	1.3	2.25	2.25
RPM	800-1000	800-1000	800-1000	800-1000	800-1000

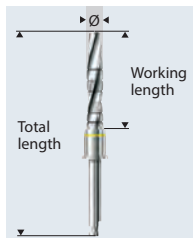


### Final drill for hard bone



REF	SKYD1235	SKYD1240	SKYD1245	SKYD1255	COPD1260
Description	SKY drill for hard bone 3.5N 3.5	SKY drill for hard bone 4.0	SKY drill for hard bone 4.5	SKY drill for hard bone * 5.5	copaSKY drill for hard bone 6.0
Piece	1	1	1	1	1
Connection	ISO 1797	ISO 1797	ISO 1797	ISO 1797	ISO 1797
Total length / mm	37	37	37	37	35
Working length / mm	16.2	16.2	14.7	14.7	14.7
Ø / mm crestal	3.3	3.8	4.3	4.9	5.8
RPM	300	300	300	300	300

\* blueSKY 5.5  
copaSKY 5.0



### Final drill for medium and soft bone

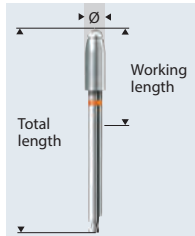


REF	SKYD3435	SKYD3440	SKYD3445	SKYD3455	COPD3460
Description	SKY drill for medium and soft bone 3.5N 3.5	SKY drill for medium and soft bone 4.0	SKY drill for medium and soft bone 4.5	SKY drill for medium and soft bonen * 5.5	copaSKY drill for medium and soft bone 6.0
Piece	1	1	1	1	1
Connection	ISO 1797	ISO 1797	ISO 1797	ISO 1797	ISO 1797
Total length / mm	37	37	37	37	35
Working length / mm	16.2	16.2	14.7	14.7	14.7
Ø / mm crestal	3.06	3.56	4.06	4.66	5.65
RPM	300	300	300	300	300

\* blueSKY 5.5  
copaSKY 5.0



## Drills



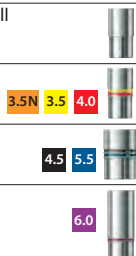
### Crestal drill



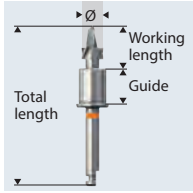
REF	SKYCD35n	SKYXCD35	SKYXCD40	SKYXCD45	SKYXCD55	SKYXCD60
Description	narrowSKY Crestal drill	SKY Crestal drill	SKY Crestal drill	SKY Crestal drill	SKY Crestal drill	SKY Crestal drill
Piece	1	1	1	1	1	1
Connection	ISO 1797	ISO 1797	ISO 1797	ISO 1797	ISO 1797	ISO 1797
Total length / mm	31	31	31	31	31	31
Working length / mm	8.5	7.0	7.0	7.0	7.55	7.55
Ø / mm crestal	3.6	4.1	4.1	4.6	5.2	6.0
RPM	300	300	300	300	300	300

### Depth stop

Drill stops	copaSKY Drill stops L5.2	SKY Drill stops L8	SKY Drill stops L10	SKY Drill stops L12	SKY Drill stops L14	SKY Drill stops L16
Twistdrill	COPAXS05	SKYXST08	SKYXST10	SKYXST12	SKYXST14	SKYXST16
Drill	COPS0540	SKYS0840	SKYS1040	SKYS1240	SKYS1440	SKYS1640
Drill	COPS0550	SKYS0845	SKYS1045	SKYS1245	SKYS1245	-
Drill	COPS0560	COPS0860	-	-	-	-



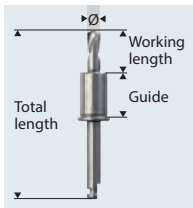
## Drill guided



### Pilot drill guided



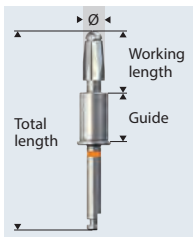
REF	PCDXLXD35n	PCDXLXD400	PCDXLXD450
Description	SKY pilot drill guided 3.5 n	SKY pilot drill guided 4.0	SKY pilot drill guided 4.5
Piece	1	1	1
Connection	ISO 1797	ISO 1797	ISO 1797
Guide / mm	8	8	8
Total length / mm	28.65	28.65	28.65
Working length / mm	7.7	7.7	7.7
Ø / mm crestal	2.36PF3.7	2.86PF4.2	3.3PF4.64
RPM	800 - 1000	800 - 1000	800 - 1000




### Twist drill guided



REF	TDXL52D225	TDXL08D225	TDXL10D225	TDXL12D225	TDXL14D225	TDXL16D225
Description	SKY twist drill guided 2.25 L 5.2	SKY twist drill guided 2.25 L 8	SKY twist drill guided 2.25 L 10	SKY twist drill guided 2.25 L 12	SKY twist drill guided 2.25 L 14	SKY twist drill guided 2.25 L 16
Piece	1	1	1	1	1	1
Connection	ISO 1797	ISO 1797	ISO 1797	ISO 1797	ISO 1797	ISO 1797
Guide / mm	8	8	8	8	8	8
Total length / mm	30.35	33.15	35.15	37.15	39.15	41.15
Working length / mm	7.7	10.5	12.5	14.5	16.5	18.5
Ø / mm crestal	2.25	2.25	2.25	2.25	2.25	2.25
RPM	800 - 1000	800 - 1000	800 - 1000	800 - 1000	800 - 1000	800 - 1000



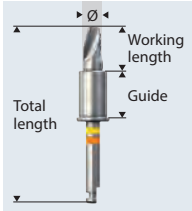
### Crestal drill



REF	CRDXLXD35n	CRDXLXD350	CRDXLXD400	CRDXLXD450
Description	narrow SKY Crestal drill <b>3.5N</b>	SKY Crestal drill <b>3.5</b>	SKY Crestal drill <b>4.0</b>	SKY Crestal drill <b>4.5</b>
Piece	1	1	1	1
Connection	ISO 1797	ISO 1797	ISO 1797	ISO 1797
Guide / mm	8	8	8	8
Total length / mm	32.85	29.8	31.3	31.3
Working length / mm	10.2	7.15	8.65	8.65
Ø / mm crestal	3.6	4.1	4.1	4.6
RPM	300	300	300	300

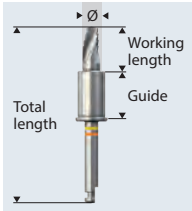
## Drill guided

### Final drill guided for hard bone



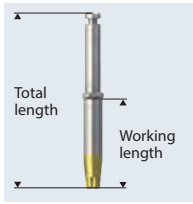
Description	SKY final drill guided	SKY final drill guided	SKY final drill guided	SKY final drill guided	SKY final drill guided	SKY final drill guided
<b>3.5N</b> <b>3.5</b> REF	FD1L52D350	FD1L08D350	FD1L10D350	FD1L12D350	FD1L14D350	FD1L16D350
Ø / mm crestal	3.06	3.06	3.06	3.06	3.06	3.06
<b>4.0</b> REF	FD1L52D400	FD1L08D400	FD1L10D400	FD1L12D400	FD1L14D400	FD1L16D400
Ø / mm crestal	3.56	3.56	3.56	3.56	3.56	3.56
<b>4.5</b> REF	FD1L52D450	FD1L08D450	FD1L10D450	FD1L12D450	FD1L14D450	-
Ø / mm crestal	4.06	4.06	4.06	4.06	4.06	-
Piece	1	1	1	1	1	1
Connection	ISO 1797	ISO 1797	ISO 1797	ISO 1797	ISO 1797	ISO 1797
Guide	8	8	8	8	8	8
Total length / mm	30.35	33.15	35.15	37.15	39.15	41.15
Working length / mm	7.7	10.5	12.5	14.5	16.5	18.5
RPM	300	300	300	300	300	300

### Final drill guided for medium and soft bone




Description	SKY final drill guided	SKY final drill guided	SKY final drill guided	SKY final drill guided	SKY final drill guided	SKY final drill guided
<b>3.5N</b> <b>3.5</b> REF	FD2L52D350	FD2L08D350	FD2L10D350	FD2L12D350	FD2L14D350	FD2L16D350
Ø / mm crestal	3.06	3.06	3.06	3.06	3.06	3.06
<b>4.0</b> REF	FD2L52D400	FD2L08D400	FD2L10D400	FD2L12D400	FD2L14D400	FD2L16D400
Ø / mm crestal	3.56	3.56	3.56	3.56	3.56	3.56
<b>4.5</b> REF	FD2L52D450	FD2L08D450	FD2L10D450	FD2L12D450	FD2L14D450	-
Ø / mm crestal	4.06	4.06	4.06	4.06	4.06	-
Piece	1	1	1	1	1	1
Connection	ISO 1797	ISO 1797	ISO 1797	ISO 1797	ISO 1797	ISO 1797
Total length / mm	30.35	33.16	35.15	37.15	39.15	41.15
Working length / mm	7.7	10.5	12.5	14.5	16.5	18.5
RPM	300	300	300	300	300	300

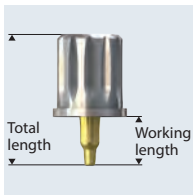
## Accessories and instruments - surgical tools



### copaSKY



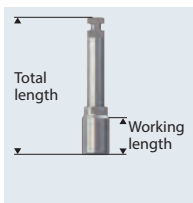
REF	COPACTK5	COPACTK6
Description	copaSKY TK mounter contra-angle short	copaSKY TK mounter contra-angle long
Piece	1	1
Total length / mm	27	34
Working length / mm	3.8	3.8



### SKY classic blueSKY narrow SKY



REF	SKY-STK1	SKY-STK5	SKY-STK6	SKY-WTK1	SKY-WTK5	SKY-WTK6
Description	SKY TK-mounter for ratchet extra short	SKY TK-mounter for rathe short	SKY TK-mounter for rathe long	SKY TK mounter contra-angle extra short	SKY TK mounter contra-angle short	SKY TK mounter contra-angle long
Piece	1	1	1	1	1	1
Total length / mm	16	24	30	21	24	34
Working length / mm	6	6	6	6	6	6



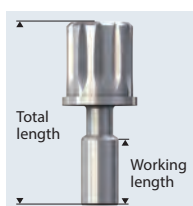
### miniSKY



REF	mSKYXWM6	mSKYXWM7
Description	miniSKY Mounter for contra-angle short	miniSKY Mounter for contra-angle long
Piece	1	1
Length / mm	19	29
Max. Belastung Ncm	4	4



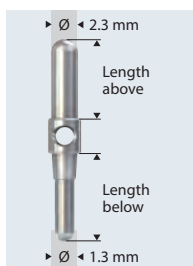
## Accessories and instruments - surgical tools



### whiteSKY



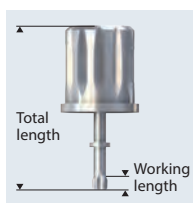
REF	SKYC-SM6	SKYC-WM6
Description	whiteSKY mounter for ratchet	whiteSKY mounter for contra-angle
Piece	1	1
Total length / mm	2.2	22.2
Working length / mm	5.7	5.7



### copaSKY SKY classic blueSKY narrow SKY miniSKY whiteSKY



REF	SKY-PI22	SKYFFS35	mSKYPARA
Description	SKY parallel indicator	SKY fast & fixed Angulation aid set 35°	miniSKY 0° parallelization tool
Piece	1	1	1
Length / mm	above 9 below 7 cone 3	-	-



### copaSKY SKY classic blueSKY narrow SKY miniSKY



REF	SKY-SD16	SKY-SD25	SKY-SD22	SKY-SD28	310W0106	SKYTWCON
Description	SKY prosthetic key short	SKY prosthetic key long	SKY prosthetic key for contra-angle short	SKY prosthetic key for contra-angle long	Screwdriver 6 long Allen 0.9 contra-angles	SKY Connector Pro
Piece	1	1	1	1	1	1
Total length / mm	19	26.5	22	28	25	14.9
Working length / mm	2.16	2.16	2.16	2.16	1.3	-
SKY Connector Pro	-	-	✓	✓	✓	-

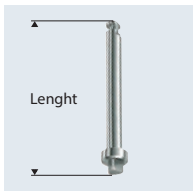
## Accessories and instruments - surgical tools

### All systems



REF	SKY-SD80	SKY-SD60	SKY-SD65	SKYTWPRO
Description	SKY Laboratory handle incl. SKY-SD22	SKY Universal for caps	SKY Key holder	SKY Torque Wrench Pro
Piece	1	1	1	1
Length / mm	100	170	143	98

### Instruments for Locator



SKY classic  
blueSKY  
narrow SKY




REF	LOCZWED6	LOCZINST
Description	Locator® mounter for contra-angel	Locator® Instrument
Piece	1	1
Length / mm	23.75	85.5



Download: [www.bredent.com](http://www.bredent.com)  
or order brochure



The DNA of SKY implant systems  
REF 000250GB



Order information as an  
interactive PDF file to  
order directly by e-mail  
REF 0091009GB



Surgical and  
prosthetic protocols  
REF 0091040GB

0091008GB-20200302 Mistake and subject to change reserved

